



POWER TO LIFT

HMF 1620K-RCS

The HMF 1620K-RCS is a versatile crane with two link arms and up to 6 extensions.



Main benefits

- Excellent lift-to-weight ratio
- Intuitive operation thanks to assistance systems
- Automatic load-dependent stability system

A strong crane with high lift-to-weight ratio

The HMF 1620K-RCS comes with a wide range of options as well as with a number of economic advantages for you as a crane owner. The low tare weight and reduced space requirements of the crane provide for a greater loading capacity and thus for lower fuel consumption and savings.

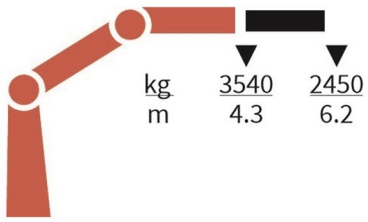
Moreover, the internal hose routing protects the crane against wear and tear, which provides for a longer lifespan as well as less downtime and maintenance of your crane.

PERFORMANCE	1620-K1	1620-K2	1620-K3	1620-K4	1620-K5	1620-K6
Load Moment (tm)	15,2	14,7	14,3	13,9	13,5	13,2
Hydraulic reach (m)	6,3	8,4	10,5	12,8	15	17,3
Weight excl. stabilizers (Kg)	1360	1500	1640	1775	1895	1990
Weight of stabilizers, standard (Kg)	200	200	200	200	200	200
Lift-to-weight ratio	9,7	8,6	7,8	7	6,4	6
Slewing Angle (°)	400	400	400	400	400	400
Slewing torque (kgm)	1795	1795	1795	1795	1795	1795
Working pressure (bar)	365	365	365	365	365	365
GEOMETRY						
Height above mounting surface (mm)	2250	2250	2250	2250	2250	2250
Width, folded, standard (mm)	2500	2500	2500	2500	2500	2500
Length of crane, no extra valves (mm)	830	830	830	830	830	830

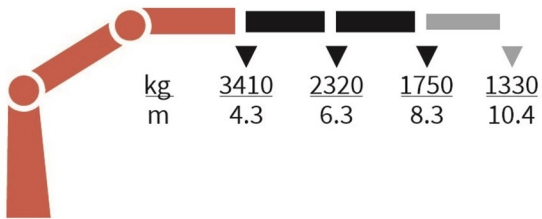
Lifting Capacity



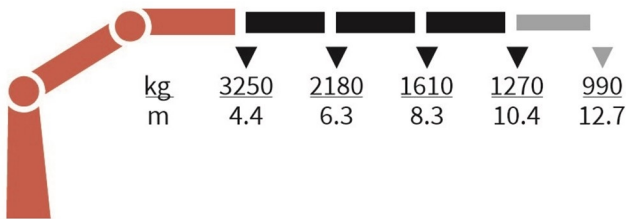
1620-K1-RCS



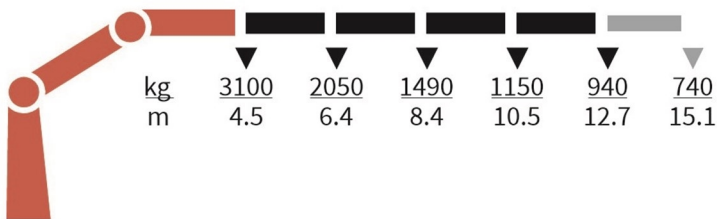
1620-K2-RCS



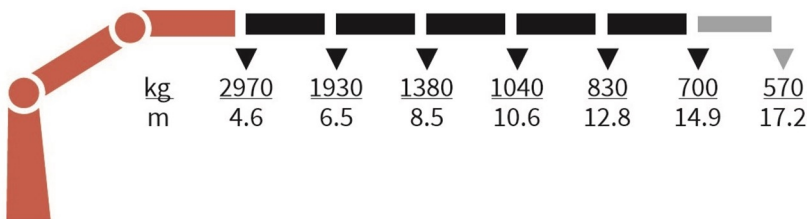
1620-K3-RCS



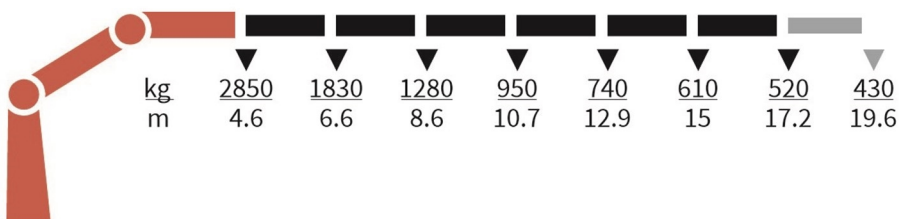
1620-K4-RCS



1620-K5-RCS



1620-K6-RCS



Basics

HMF 1620K-RCS

Electronic speed adaptation system, HDL-d/HD5
Slew braking control - SBC
Progressive crane control - PCC
Priority flow control - PFC
Dual power plus link arm system
Proportional control valve PVG 32
Internal hose routing
Environmentally friendly quality coating - EQC
RCL safety system

Options

Control stations
Personnel basket on crane – MEWP
High stand RC
Top seat RC
Heated seat
High stand flexible
Control systems
Radio remote control Maxi - RC-MAX
Radio remote control Mini - RC-MIN
Electrical options
Spotlight
Voltage
Extra valves
Extra valves in hose guides
Extra valves in hose guides, raised
Extra valves in hose reels, internally led
Multi-coupling
Hydraulic hoist
Hydraulic hoist 1500
2-part snatch block
Hydraulics
Ball valve for tank
Oil cooler, medium
Oil cooler, large
4 manually controlled available stabilizer functions
2 manually controlled available stabilizer functions
1-4 available radio remote-controlled functions
Hydraulic functions for separate traverse
3rd extra valve
Hose kit for 1 extra valve led to the jib
Biodegradable oil
Oil tank 90 l mounted on the crane
Radio remote control of stabilizer beams and stabilizer legs on crane
Mechanical options
Manual extension
Hook for manual extension
Crane orientation
Shielding of load-holding valve
Shielding of jib cylinder
Mounting bolt kit
Fittings for mounting bolt kits

Stability and safety
Electronic vehicle stability - EVS
AutoSwitch - ASW
Cylinder limitation - CYL
Cylinder and beam limitation - CYBEL
2-section Cylinder and beam limitation - 2CYBEL
Cabin anti-crash
2-stage load moment limitation
Preparation for alternative stability system
Stabilizer duty control
Alarm flash on stabilizer legs
Calibration bypass - CBS
Light tower
Temperature monitoring
High stand safety system - quadrant
Quadrant operator protection system
Beam and height warning - BEHEW
Beam and park warning – BEPAW
Stabilizer leg warning
Stabilizer beams and legs
Hydraulic stabilizer beams 4.6 m - 6.5 m
Hydraulic swing-up stabilizer legs
Manual swing-up stabilizer legs with gas spring
Manual swing-up stabilizer legs
Fixed vertical stabilizer legs
Fixed vertical stabilizer legs, long
Footplate with ball joint
Footplate extended
Manual stabilizer beams 4.6 m - 5.6 m
Colours
RAL colors