



POWER TO LIFT

HMF 9520K-RCS

The HMF 9520K-RCS will give you all the power and reach you need as well as minimum space requirements.



A crane for particularly demanding lifting tasks and assembly work

The 9520K-RCS is the biggest crane in our product range and features all the strength and reach you need.

Besides being very powerful, the crane comes with a wide variety of options. To reduce the cost of ownership, the crane is designed to be service-friendly, and the clean design with internal hose routing protects against external damage while leaving fewer parts exposed.

Main benefits

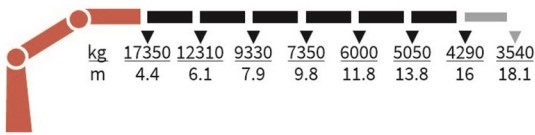
- Great flexibility and smooth operation for demanding tasks
- Suited for a wide range of tasks from heavy lifting to assembly work
- Strength and operational safety

PERFORMANCE	9520-K6	9520-K7	9520-K8
Load Moment (tm)	76,3	75,1	75
Hydraulic reach (m)	16,1	18,3	20,3
Weight excl. stabilizers (Kg)	7070	7330	7540
Weight of stabilizers, standard (Kg)	1025	1025	1025
Lift-to-weight ratio	9,4	9	8,8
Slewing Angle (°)	∞	∞	∞
Slewing torque (kgm)	8163	8163	8163
Working pressure (bar)	365	365	365
GEOMETRY			
Height above mounting surface (mm)	2495	2495	2495
Width, folded, standard (mm)	2550	2550	2550
Length of crane, no extra valves (mm)	1620	1620	1620

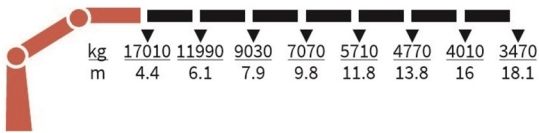
Lifting Capacity



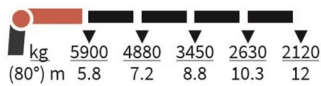
9520-K6-RCS




9520-K7-RCS



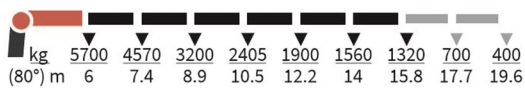
FJ2200-K4



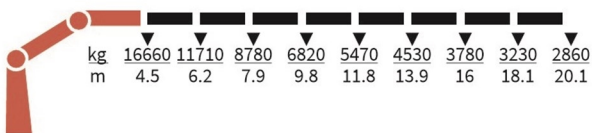
FJ2200-K5



FJ2200-K6



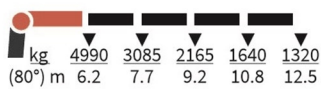
9520-K8-RCS




FJ1400-K3



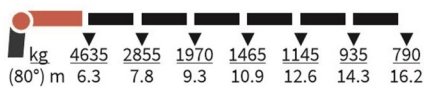
FJ1400-K4



FJ1400-K5



FJ1400-K6



Basics

HMF 9520K-RCS

Electronic speed adaptation system, HDL-d/HD5
Progressive crane control - PCC
Priority flow control - PFC
Dual power plus link arm system
Two slewing gears
Proportional control valve PVG 32
Radio remote control of stabilizer beams and stabilizer legs on crane
Internal hose routing
Environmentally friendly quality coating - EQC
RCL safety system

Options

Control systems
Radio remote control Maxi - RC-MAX
Radio remote control with Power display – POWER-RC
Electrical options
Spotlight
Voltage
Extra valves
2 extra valves
Extra valves in hose reels, internally led
Extra valves in hose reels, externally led
Multi-coupling
Fly-jib
Fly-jib 1400
Fly-jib 2200
Personnel basket on Fly-jib – MEWP-FJ
Hydraulic hoist
Hydraulic hoist 3200
2-part snatch block
Hydraulics
Oil cooler, large
1 radio remote controlled available proportional function
Biodegradable oil
Available hydraulic functions, crane mode
Available hydraulic functions, stabilizer mode
Hydraulic functions for separate traverses
Ball valve for tank
Oil tank 320 l mounted on the crane
Oil tank 390 l mounted on the crane
Prepared for front stabilizer
Mechanical options
Manual extension
Protective guard at the rear of the jib
Mounting bolt kit
Fittings for mounting bolt kits
Stability and safety
Electronic vehicle stability - EVS
AutoSwitch - ASW
Cylinder limitation - CYL
2-section Cylinder and beam limitation - 2CYBEL

Cabin anti-crash
Preparation for alternative stability system
Alarm flash on stabilizer legs
Calibration bypass - CBS
Light tower
Temperature monitoring
Beam and height warning - BEHEW
Stabilizer leg warning
Stabilizer beams and legs
Hydraulic stabilizer beams 8.4 m
Hydraulic swing-up stabilizer legs
Manual swing-up stabilizer legs
Footplate with ball joint
Colours
RAL colors